
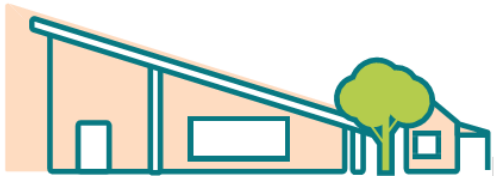




**Kersbrook**  
PRIMARY SCHOOL



2024 annual report to the  
Community

# Kersbrook Primary School

Kersbrook Primary School number: 204

Partnership: Torrens Valley



School principal:

Tara Sheehy

Date of endorsement:

04/02/2025



Government  
of South Australia  
Department for Education

# Context Statement

Kersbrook Primary School caters for students from R-6. At the time of this report, the enrolment in 2024 is 62. Kersbrook Primary School is classified as Category 7 on the Department for Education Index of Educational Disadvantage. At the time of this report, the school population includes , 23% students with disabilities. Further information about the school is available on the school's website (including its context statement), as well as the My School website.

Data Source: Department for Education data holdings from Mid census captured in AUGUST 2024.

## Governing Council Report

Katherine Cottrell  
Chairperson  
Kersbrook Primary School  
Tuesday 11<sup>th</sup> of February

### CHAIRPERSON REPORT FOR 2025 AGM

Welcome Teachers, Governing Council Members and members of the parent community, and Tara Sheehy our Principal.

I am pleased to present the Chairperson's Report for the year 2024.

2024 was an eventful year for our school. We welcomed new Teachers Jamie Horne as room 3 teacher and Nat Haddock as the Stem and PE Teacher and also Tara Sheehy in an acting Principal role and Lacy as our new wellbeing dog. Along with Miss Holly and Miss Alisha we were set for a great year.

The Students and families alongside all staff pulled together and managed to work through such a dramatic change from the year before. And we can now say that these were all positive changes for our school. I personally feel as though we bonded and connected and have come out stronger as a school community.

There were many opportunities for our students to learn in and out of the classroom in 2024. Our kids were invited to learn and explore areas in science, music, History, Geography, physical Education, Health and Safety through such a variety of ways and opportunities provided by Kersbrook Primary school. Here is a list of some of those, but I'm sure I've missed off a few:

- Country Kids Connect Excursion in Gumeracha
- Jam Band performance where the whole school got to be a part of the performance.
- Visits from RSPCA, SAPOL, Life Ed Van, FYI education were just a few of the incursions our students had here.
- Science week for R-4 and for the 5-6 Birdwood science Day.
- Many opportunities for kids to attend sports carnivals, and try out for SAPSASA events throughout the year
- Whole school sports day
- Interschool sports day
- Tri Skills and Basketball provided by Sporting schools Grant
- Book week, and a fantastic Book week parade
- Wheels day
- Swimming week and Aquatics
- AFL Max and splash day

When you go back through the year, it was jam packed with fantastic and exciting opportunities. So thank you to all the staff for providing such amazing experiences for our kids, and all parents who assisted in any way!

We also had a really positive year in Fundraising. Some of the Fundraising events were,

- Easter Raffle
- Disco
- Colour Explosion
- Mothers Day and Fathers Day stalls
- Christmas raffle
- and the big one was the Inter school Sports Day.

These efforts allowed us to subsidize excursions and experiences for our kids which in turn immediately helps all families! As well as contribute to the schools physical spaces. Thank you to such a dedicated group of parents and to all our community members for helping and supporting all those fundraisers.

In 2024 we also saw the completion of the Hit Up wall and the Half COLA over the courts. This has completely transformed this space into a usable learning space all year round. It was a big job that took a long time to get off the ground, but immediately it has provided a safe space for kids to learn and move not just in their PE lessons but during movement breaks and play times also. This will be a valuable asset to our school for long time to come!

Lastly we ended the year celebrating that Tara Sheehy was awarded the Principal Position for the next 5 years. Which was fantastic news, and meant that we could feel reassured that there would be some consistency and continuity from the growth we saw over the year.

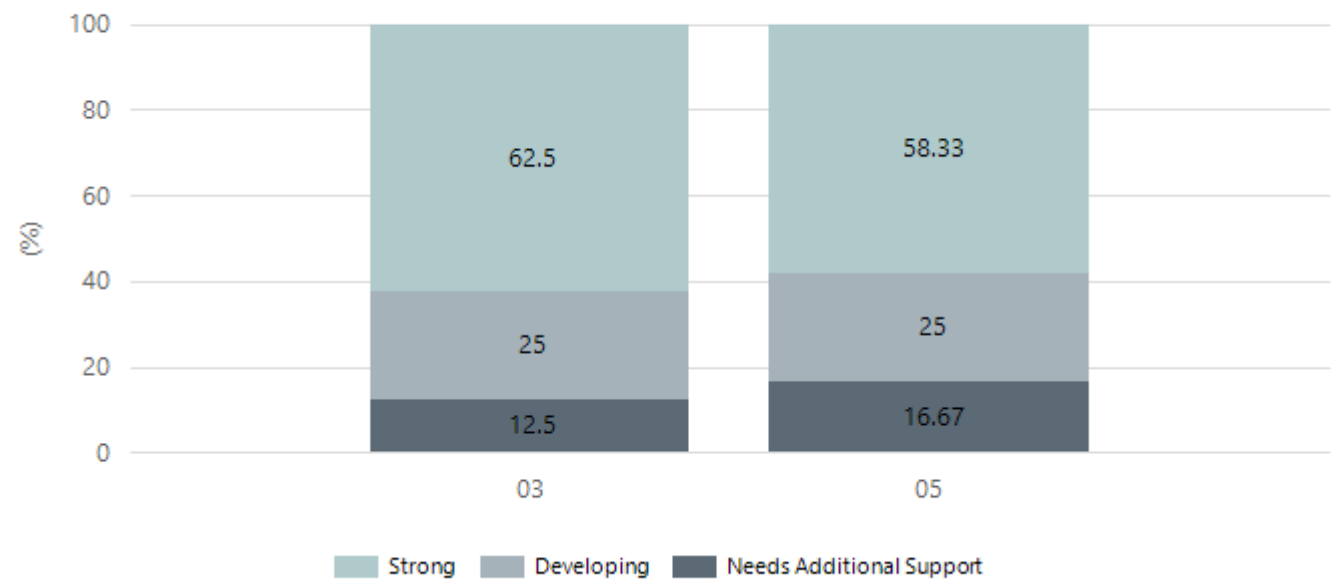
In summary, 2024 was a productive year of growth and development for our community and we have put ourselves into a fantastic position for 2025 being another great year for Kersbrook Primary School.

# Performance Summary

## NAPLAN Proficiency

In 2023 the Australian Curriculum, Assessment and Reporting Authority (ACARA) - a Commonwealth Independent statutory authority - announced changes to NAPLAN performance reporting. The new approach replaces the previous numerical NAPLAN bands and the national minimum standard.

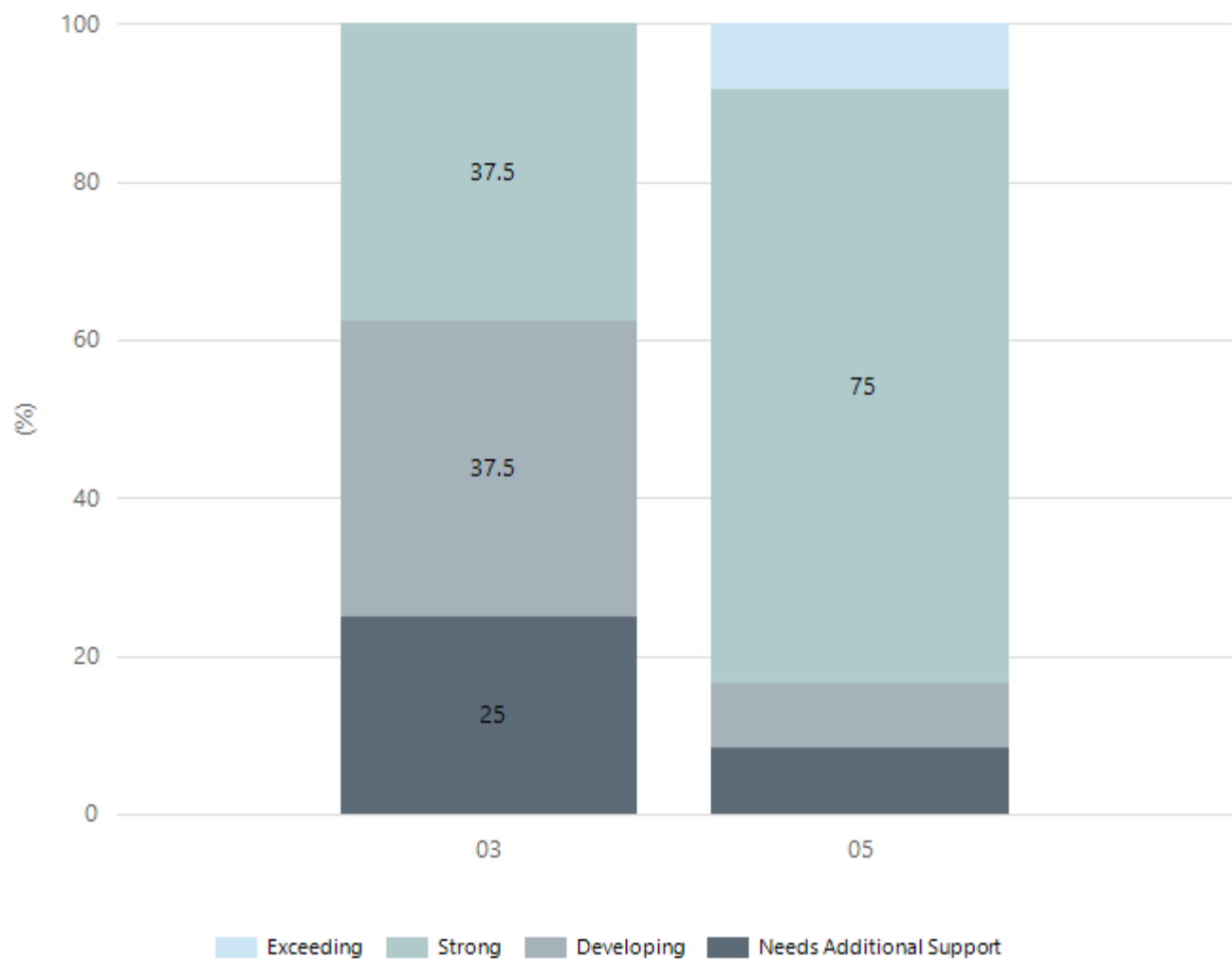
### Numeracy



Year Level	03	05
Strong	5	7
Developing	2	3
Needs Additional Support	1	2
Total	8	12

Data Source: Department for Education Assessment Data Holdings, 2024. If there are less than 6 students who sat NAPLAN in a school, no information will be shown. If a year level has less than 6 students, that year level will not be shown in NAPLAN results.

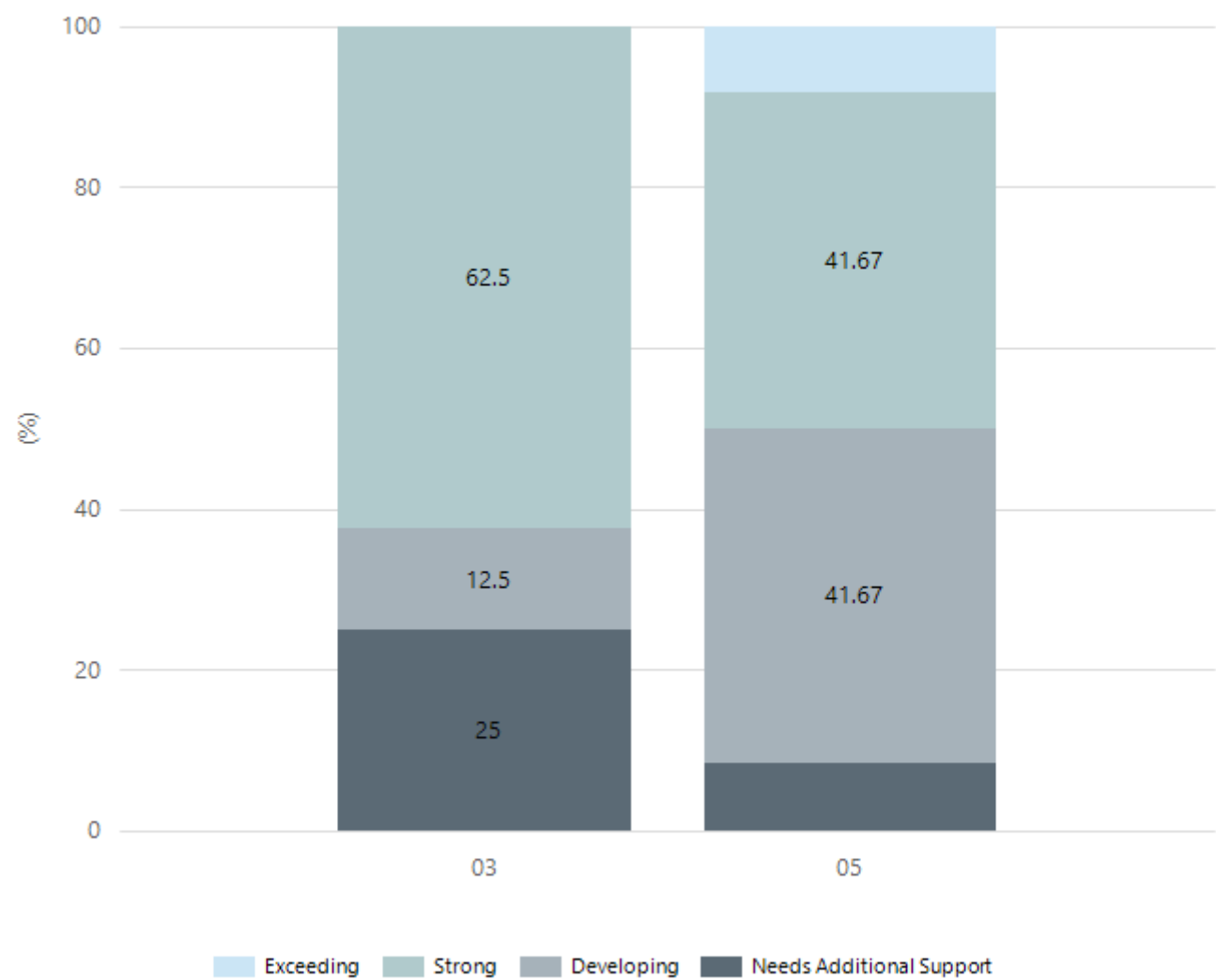
Reading



Year Level	03	05
Exceeding		1
Strong	3	9
Developing	3	1
Needs Additional Support	2	1
Total	8	12

Data Source: Department for Education Assessment Data Holdings, 2024. If there are less than 6 students who sat NAPLAN in a school, no information will be shown. If a year level has less than 6 students, that year level will not be shown in NAPLAN results.

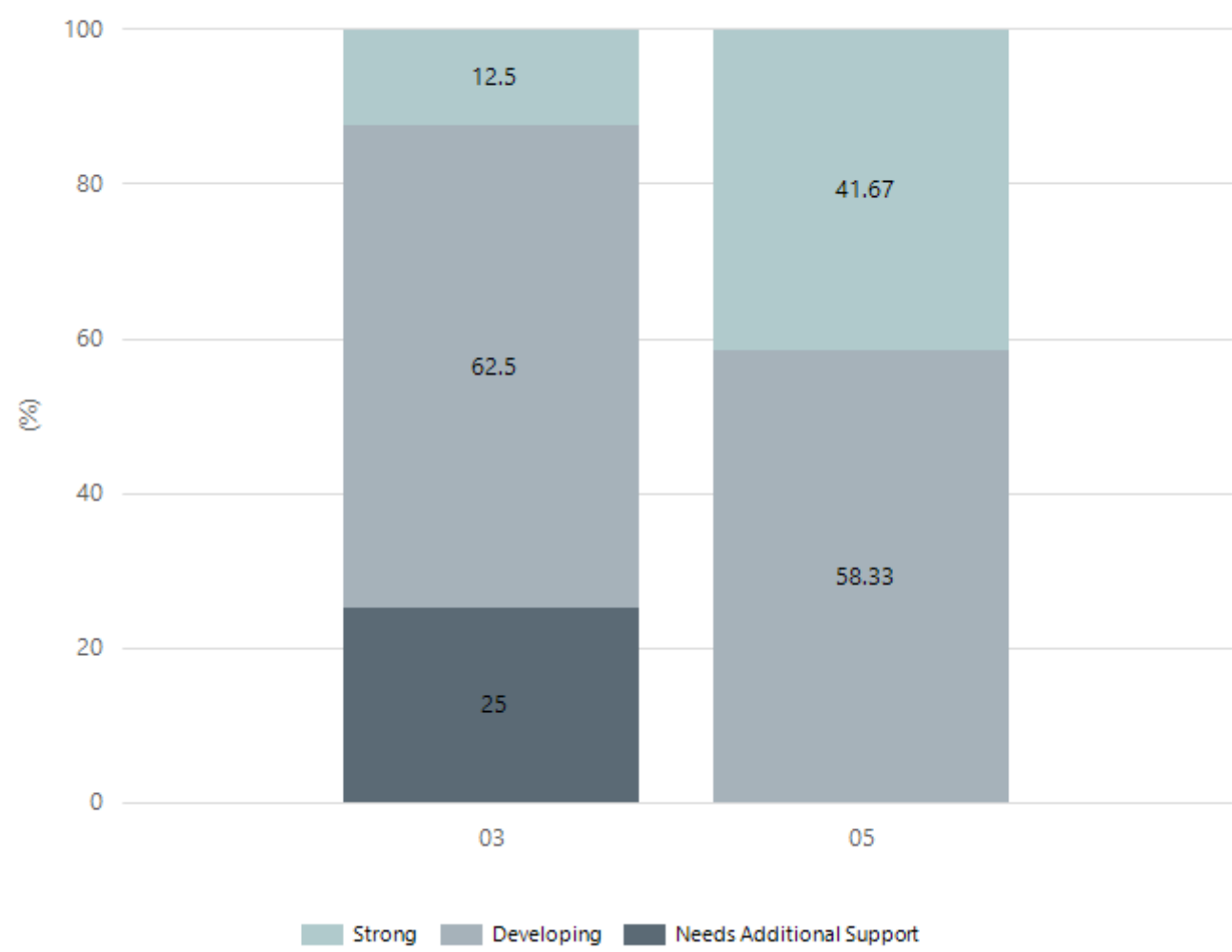
Writing



Year Level	03	05
Exceeding		1
Strong	5	5
Developing	1	5
Needs Additional Support	2	1
Total	8	12

Data Source: Department for Education Assessment Data Holdings, 2024. If there are less than 6 students who sat NAPLAN in a school, no information will be shown. If a year level has less than 6 students, that year level will not be shown in NAPLAN results.

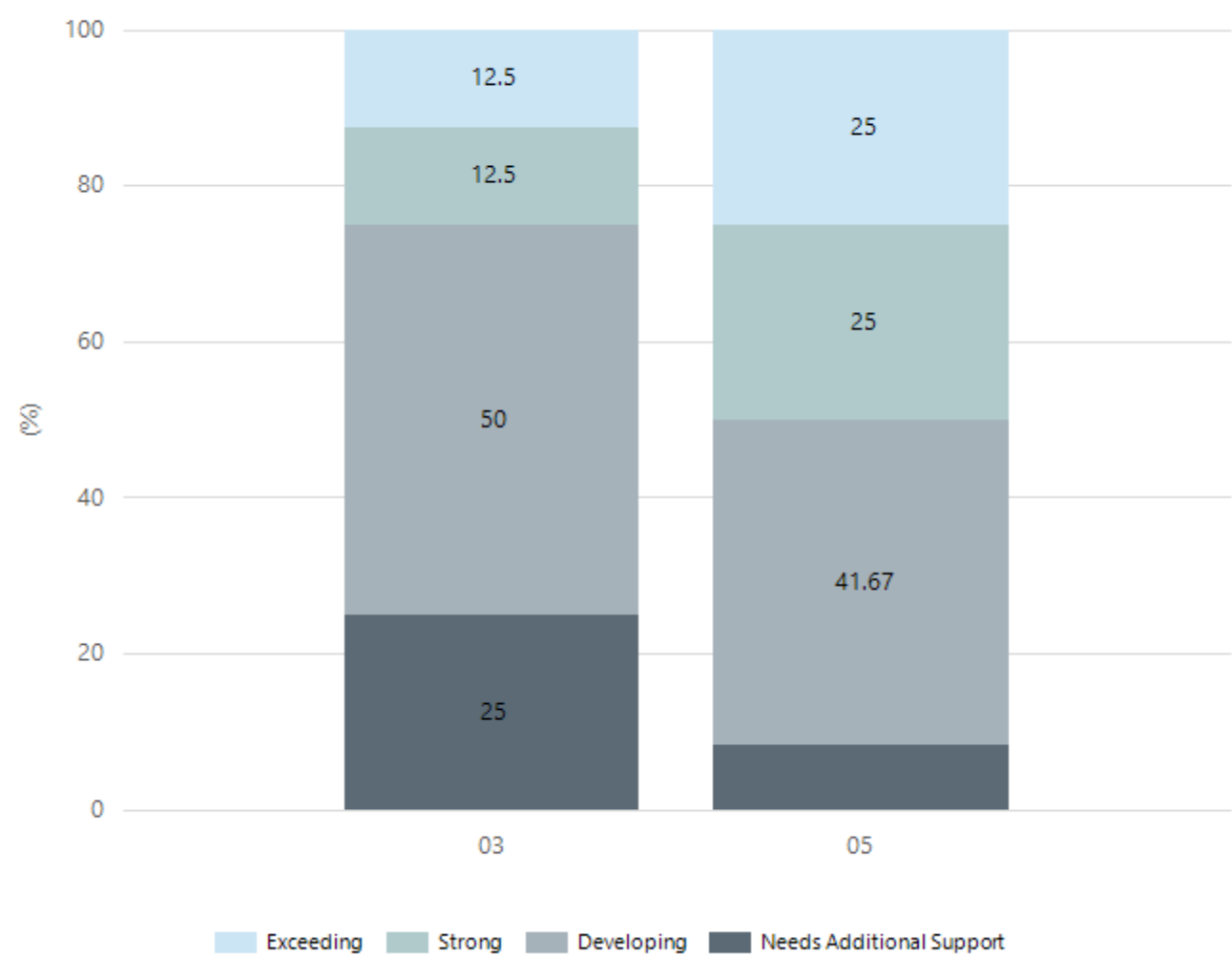
Grammar



Year Level	03	05
Strong	1	5
Developing	5	7
Needs Additional Support	2	
Total	8	12

Data Source: Department for Education Assessment Data Holdings, 2024. If there are less than 6 students who sat NAPLAN in a school, no information will be shown. If a year level has less than 6 students, that year level will not be shown in NAPLAN results.

Spelling



Year Level	03	05
Exceeding	1	3
Strong	1	3
Developing	4	5
Needs Additional Support	2	1
Total	8	12

Data Source: Department for Education Assessment Data Holdings, 2024. If there are less than 6 students who sat NAPLAN in a school, no information will be shown. If a year level has less than 6 students, that year level will not be shown in NAPLAN results.



## School Attendance

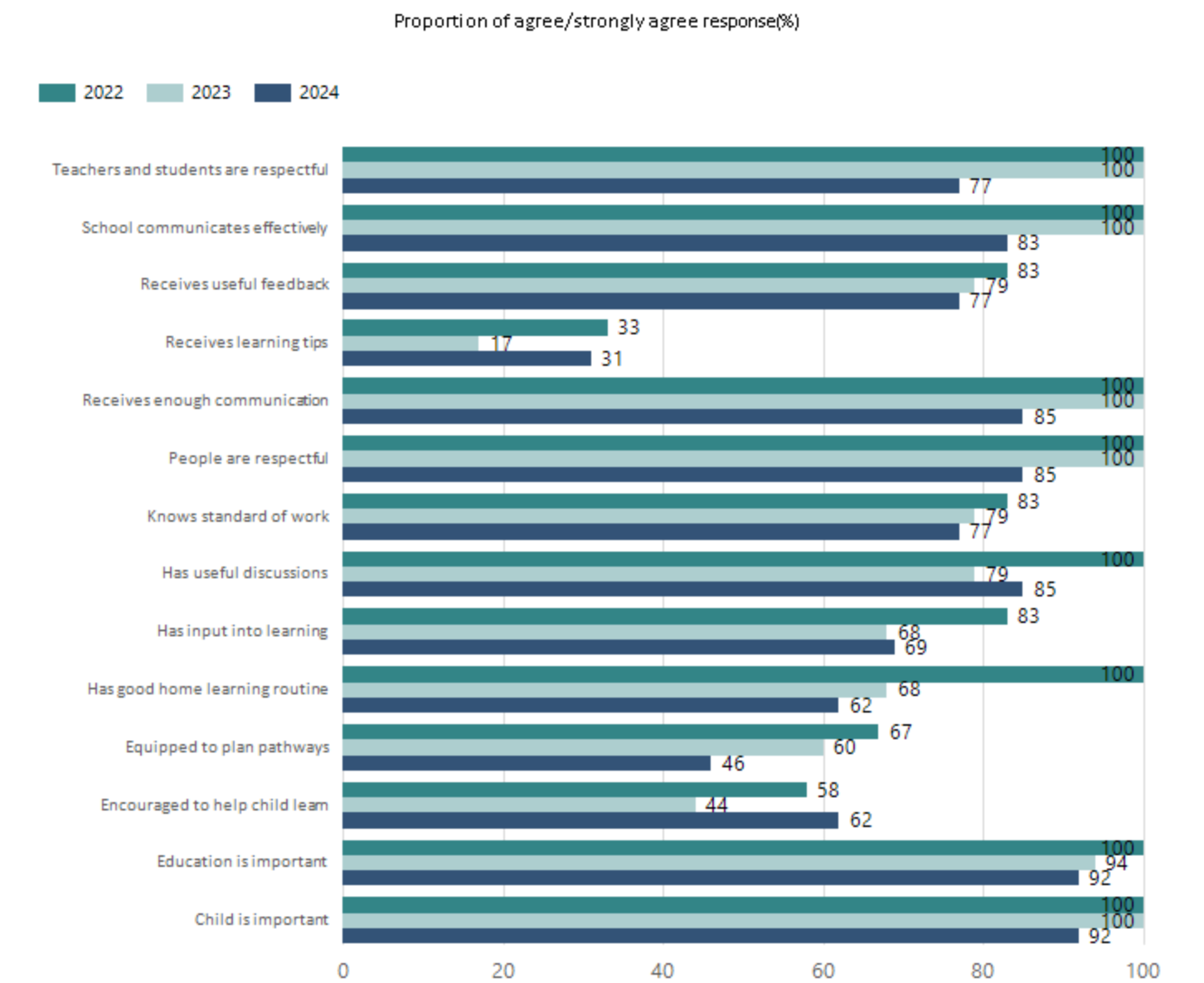
Year Level	2022	2023	2024
Reception	91.9%	89.1%	90.3%
Year 01	88.3%	93.7%	91.2%
Year 02	90.9%	89.0%	87.5%
Year 03	90.9%	93.2%	87.6%
Year 04	92.7%	90.9%	93.4%
Year 05	92.4%	90.8%	90.8%
Year 06	89.0%	93.4%	90.3%
Total	91.1%	91.1%	90.2%

Data Source: Department for Education Attendance Data, Semester 1 Report 2024. A blank cell indicates there we no students enrolled. 'Primary Other' includes students enrolled in specialised education options. 'Secondary Other' includes students who have already spent a year at Year 12 and elected to undertake further study at Year 12.

## Attendance Comment

In South Australia, all children and young people must be in school from 6 years to 16 years old. They must attend a government or non-government school full time. From age 16 to 17 however, young people must attend school or an approved learning program (such as an apprenticeship, traineeship, accredited course or university). Schools and parents must encourage and support students to come to school every day. Parents and caregivers must make sure their child is enrolled in a school, and attends school all day and everyday it is open, unless a child is sick or has an approved exemption. Teachers and leaders actively follow up when a student misses school, including recording all absences and non-attendance. All schools in South Australia have local attendance procedures governed under the Education and Children's Services Regulations 2020.

# School Parent Opinion Survey Results



Data Source: 2024 Department for Education Parent Opinions Survey, Term 3 2024.

# Intended Destination

Leave Reason	Number
--------------	--------

Data Source: Department for Education Destination Data Report, 2024. Data extract term 3 2024. Data shows recorded destinations for students that left the school in the previous year. Data is uploaded by schools in term 3 and may not reflect final or total figures at time of report creation.

# Highest Qualifications held by the teaching workforce and workforce composition

All teachers at this school are qualified and registered with the SA Teachers Registration Board.

Qualification Level	Number of Qualifications
Bachelor's degrees or Diplomas	6

Data Source: Data extracted from Mandatory Workforce Information Collections as on the last pay date of June 2024. As self-reported by staff in the system.

Please note: Data includes staff who are Actively employed and on extended paid leave. Please note only the highest qualification of the Teaching staff is reported. Excludes any number of other certifications earned.

## Workforce composition including indigenous staff

	Teaching Staff		Non-Teaching Staff	
	Indigenous	Non-Indigenous	Indigenous	Non-Indigenous
Full-Time Equivalents	0.0	4.8	0.0	1.7
Persons	0.0	6.0	0.0	3.0

Data Source: Data extracted from Mandatory Workforce Information Collection as on the last pay date of June 2024.

Please note: Data includes staff who are actively employed and on extended paid leave. "Indigenous category" is self-reported by staff in the system.

# Financial Statement

Funding Source	Amount
Grants: State	\$3,000 Partnership grant RES total: \$1,020,372
Grants: Commonwealth	\$4,900 Sporting Schools
Parent Contributions	\$11,676.50
Fund Raising	\$9,021
Other	

Data Source: School supplied data.